

VIEWING FINANCIAL AID ELIGIBILITY REQUIREMENTS (LIGHTHOUSE)

1. Visit <http://www.gulfcoast.edu/>
2. Click the **myGCSC** (<https://mygcsc.gulfcoast.edu/SSO>) link
3. Login using your user ID (A#) and password:
(Please call Information Technology Services at (850) 913-3303 for login assistance)

MYGCSC LOGIN

User ID (students use Axxxxxxx)
A00

Password

Student User ID Lookup

Login Change Password User Self Service

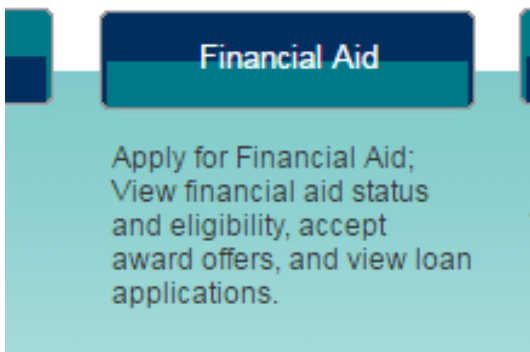
Instructions

- New students: click "User Self Service"
- Forgotten password: click "User Self Service"
- Unlock user account: click "User Self Service"
- Change password: click "Change Password"

4. Click the Lighthouse link:



5. Click the 'Financial Aid' tab:

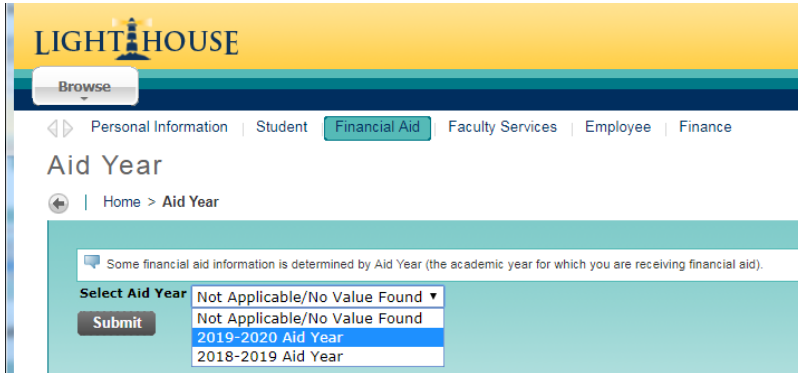


VIEWING FINANCIAL AID ELIGIBILITY REQUIREMENTS (LIGHTHOUSE)

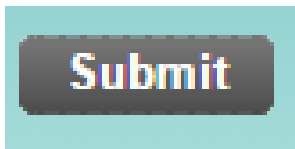
6. Click the 'Eligibility Requirements' block:



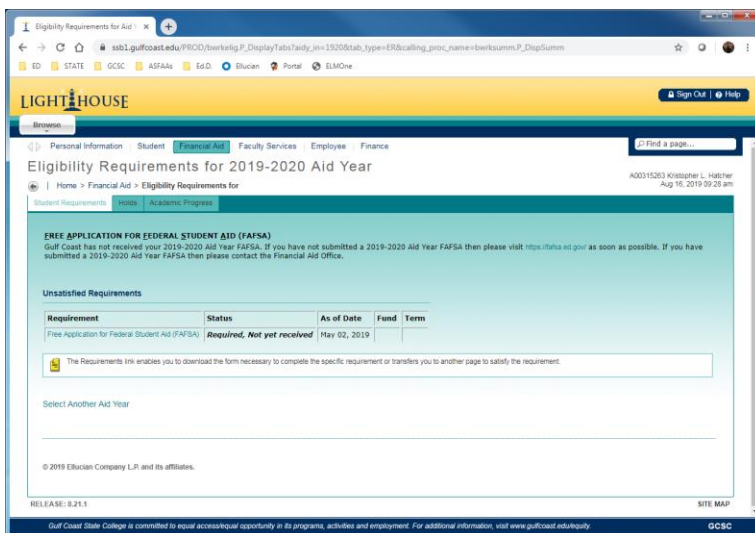
7. Pick the appropriate aid year from the 'Select Aid Year' drop-down menu:



8. Click the 'Submit' button:



9. View your 'Student Requirements*', 'Holds', and 'Academic Progress' (Satisfactory Academic Progress) (*Click the link associated with each requirement to access & submit its corresponding online form)



10. Email FA@GulfCoast.edu from your GCSC email address or visit the financial aid office in person with your student ID (A#) if you have any questions.